



RSA

# Donegal Road Collisions Facts 1996-2009

**RSA Internal Report**

Údarás Um Shábháilteacht Ar Bhóithre  
Road Safety Authority

## Contents

<b>Donegal Road Collision Facts, 1996-2009.....</b>	<b>2</b>
<b>Overview.....</b>	<b>2</b>
<b>Percentage of Speed Related Fatal collisions 1996-2009 .....</b>	<b>4</b>
<b>Percentage of Speed Related Serious Injury collisions 1996-2009 by county</b>	<b>5</b>
<b>When collisions occur in Donegal .....</b>	<b>6</b>
<b>Where collisions occur in Donegal .....</b>	<b>10</b>
<b>Type of collisions occur in Donegal .....</b>	<b>11</b>
<b>Casualties involved in Donegal road collisions.....</b>	<b>12</b>
<b>Excessive speed related road collisions in Donegal.....</b>	<b>16</b>
<b>When speed related collisions occur in Donegal.....</b>	<b>16</b>
<b>Where speed related collisions occur in Donegal .....</b>	<b>20</b>
<b>Type of speed related collisions occur in Donegal .....</b>	<b>21</b>
<b>Casualties involved in excessive speed related road collisions .....</b>	<b>22</b>

## Donegal Road Collision Facts, 1996-2009

### Overview

Over the period 1996-2009, 307 road users have been killed in County Donegal. This represents 6% of all road deaths in Ireland. However County Donegal makes up only 3.5% of the Irish population (1996-2006 censuses). In addition 1,184 were seriously injured over the period 1996-2009. In 2010, provisional data from the Gardaí indicates that, 19 persons died on the roads of Donegal.

Over the period 1996-2009;

- 43% of the Donegal road fatalities occurred on Saturday and Sunday;
- Two out of five (125, 40.7%) of all road deaths in Donegal were speed related<sup>1</sup>;
- 39.4% of the Donegal road fatalities were car drivers;
- 35.8% of the Donegal road fatalities were the 17-24 year olds however where excessive speed was a contributory factor this figure rose to 48.8%  
•
- 33.9% of the Donegal road fatalities were single vehicle collisions;
- 29.6% of Donegal road fatalities were car passengers;
- 27.7% of the Donegal road fatalities were male 17-24 year olds however where excessive speed was a contributory factor this figure rose to 40%;
- 27% of the Donegal road fatalities were head-on collisions with other vehicles;
- 24% of the Donegal road fatalities happened between the hours of 02:00 and 04:59

---

<sup>1</sup> In a study by the Road safety Authority of speed related collisions (1997-2008) County Donegal had the third highest percentage (after Dublin and Cork) of speed related collisions (fatal and serious injury) in the state accounting for 10.5% of all such collisions. Average rate for all counties was only 4%.

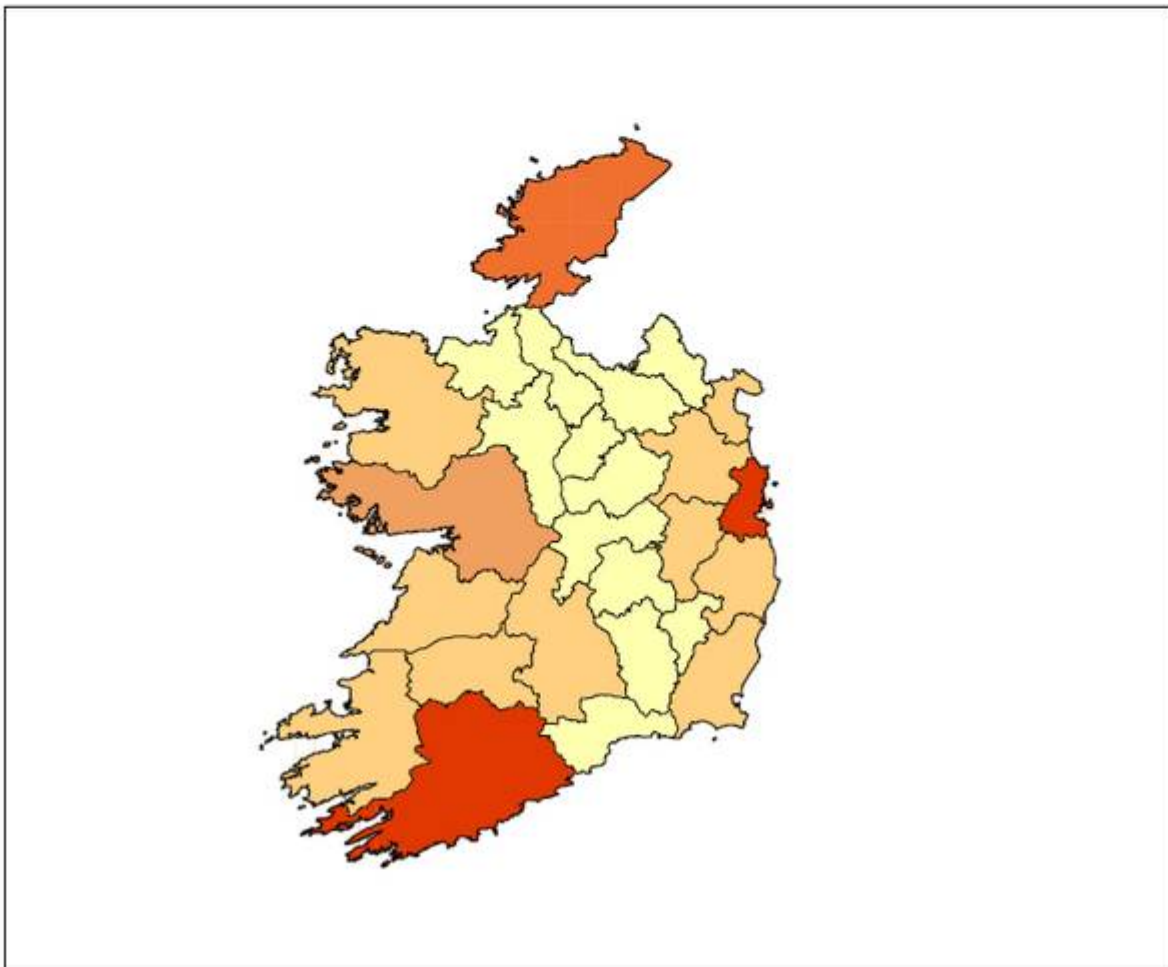
## Donegal Road Collision Facts

- One out of three (45, 36%) of all road deaths in Donegal where excessive speed was cited as contributory factor happened between the hours of 02:00 and 04:59 and are two times more likely at these times than other times of the day <sup>2</sup>
- 78.4% of all road deaths in Donegal where excessive speed was cited as contributory factor occurred on Friday, Saturday and Sunday
- 52.8% of all road deaths in Donegal where excessive speed was cited as contributory factor were single vehicle collisions
- 27.4% of car drivers and passengers killed in Donegal were not using seatbelt

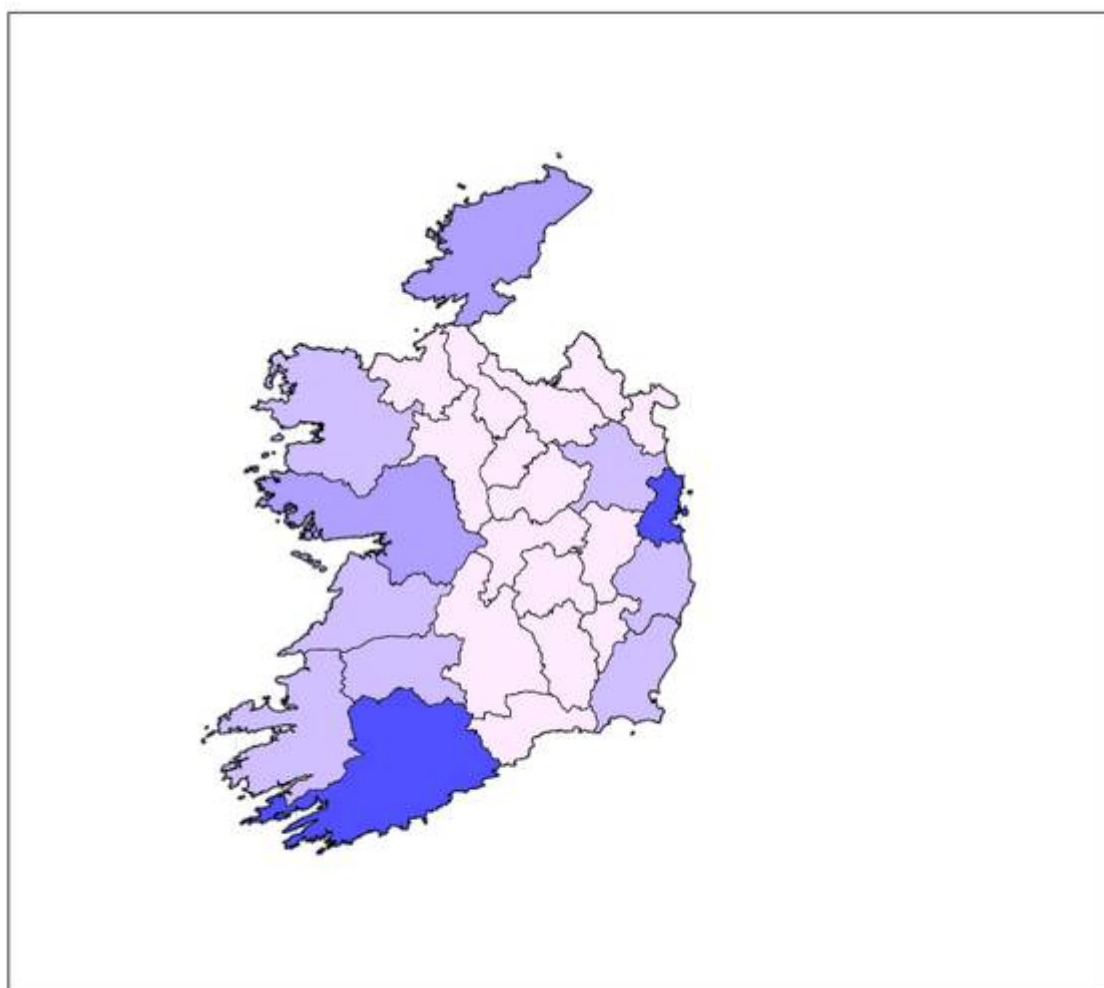
---

<sup>2</sup> (Odds ratio: 2.2; 95% CI:1.5-3.3, P=0.0001)

Percentage of Speed Related Fatal collisions by county 1996-2009



Percentage of Speed Related Serious Injury collisions 1996-2009 by county



## Donegal Road Collision Facts

### When collisions occur in Donegal

All road deaths in Donegal by hour, 1996-2009

Hour	'96	'97	'98	'99	'00	'01	'02	'03	'04	'05	'06	'07	'08	'09	Total
12 Midnight	1	0	1	3	0	1	2	0	3	2	2	0	0	2	17
1	0	0	0	0	2	1	1	1	1	0	0	1	1	1	9
2	0	2	3	0	2	1	2	2	2	0	0	3	0	1	18
3	7	2	4	3	0	0	2	1	4	9	1	4	2	0	39
4	1	0	1	1	2	2	0	1	1	2	5	2	0	0	18
5	0	1	0	2	1	1	0	0	1	0	1	0	0	0	7
6	0	0	1	0	0	0	0	0	0	0	0	0	0	2	3
7	0	0	0	1	2	0	0	4	0	2	0	1	0	0	10
8	2	1	2	1	1	1	0	0	1	0	0	0	0	0	9
9	0	0	1	0	0	0	1	0	1	0	1	0	0	0	4
10	0	1	0	0	0	1	0	0	0	0	1	0	3	1	7
11	0	4	0	0	0	0	0	0	0	2	0	1	0	0	7
12	4	1	1	1	0	0	1	1	0	0	0	0	1	0	10
13	1	0	2	0	1	0	1	1	0	0	1	1	0	0	8
14	0	0	0	6	0	0	1	3	0	2	2	2	0	0	16
15	0	0	0	1	4	0	0	0	1	0	0	2	0	3	11
16	1	0	3	0	0	0	1	1	0	1	2	0	3	1	13
17	1	5	1	1	0	1	0	0	1	0	1	0	1	2	14
18	0	1	2	1	1	1	0	0	0	5	1	3	0	1	16
19	3	4	0	2	1	2	4	1	1	0	0	0	0	0	18
20	0	1	2	1	0	1	2	3	1	1	1	0	4	0	17
21	0	1	2	0	1	0	2	2	0	0	0	0	1	0	9
22	0	2	0	2	0	0	0	0	5	0	0	0	0	0	9
23	1	2	0	1	0	1	0	2	4	1	0	2	2	0	16
Unknown	0	0	0	0	0	0	0	0	2	0	0	0	0	0	2
<b>Total</b>	<b>22</b>	<b>28</b>	<b>26</b>	<b>27</b>	<b>18</b>	<b>14</b>	<b>20</b>	<b>23</b>	<b>29</b>	<b>27</b>	<b>19</b>	<b>22</b>	<b>18</b>	<b>14</b>	<b>307</b>

## Donegal Road Collision Facts

### All killed and serious injuries in Donegal by hour, 1996-2009

Hour	'96	'97	'98	'99	'00	'01	'02	'03	'04	'05	'06	'07	'08	'09	Total
12 Midnight	6	5	3	11	4	2	4	6	9	11	12	7	3	8	91
1	3	1	0	2	5	5	3	2	2	3	2	3	3	3	37
2	9	12	18	9	7	13	7	3	4	0	3	4	2	5	96
3	24	21	13	13	1	0	15	2	11	14	8	6	5	3	136
4	4	12	3	2	6	9	1	4	3	6	8	6	1	0	65
5	2	2	0	2	2	1	3	3	2	1	1	5	0	0	24
6	3	0	1	1	2	4	0	4	0	1	2	0	1	2	21
7	0	0	0	5	2	1	2	7	1	4	1	3	0	1	27
8	8	5	6	7	2	1	4	2	1	1	1	1	2	5	46
9	3	2	3	14	1	0	1	2	2	1	3	0	3	0	35
10	1	1	0	4	2	3	1	4	1	1	1	2	5	2	28
11	6	8	2	5	2	0	0	3	4	3	3	3	1	0	40
12	12	2	3	9	3	5	3	3	0	0	3	3	5	3	54
13	9	5	2	3	2	5	4	4	4	0	2	6	1	0	47
14	10	3	2	12	1	1	4	5	3	8	2	5	2	1	59
15	1	7	0	5	6	3	3	4	7	6	4	3	2	6	57
16	6	6	15	4	3	2	5	1	3	5	7	7	11	3	78
17	7	14	12	13	5	8	8	3	6	2	2	8	4	8	100
18	5	12	10	11	6	6	0	7	8	7	6	5	8	1	92
19	14	22	3	4	3	3	9	6	3	3	1	4	6	2	83
20	9	7	18	13	1	9	3	7	2	2	5	1	4	1	82
21	8	6	5	3	6	2	6	9	5	1	2	2	4	0	59
22	5	10	3	7	3	1	2	8	7	9	3	6	2	2	68
23	8	5	2	7	2	3	2	3	7	3	1	3	8	0	54
Unknown	0	1	1	0	3	2	2	0	3	0	0	0	0	0	12
<b>Total</b>	<b>163</b>	<b>169</b>	<b>125</b>	<b>166</b>	<b>80</b>	<b>89</b>	<b>92</b>	<b>102</b>	<b>98</b>	<b>92</b>	<b>83</b>	<b>93</b>	<b>83</b>	<b>56</b>	<b>1491</b>



## Donegal Road Collision Facts

### All road deaths in Donegal by day of the week, 1996-2009

Day of Week	'96	'97	'98	'99	'00	'01	'02	'03	'04	'05	'06	'07	'08	'09	Total
Sunday	8	5	5	8	5	5	3	8	3	7	4	7	5	5	78
Monday	0	11	5	5	0	2	5	4	4	2	1	3	5	3	50
Tuesday	5	2	0	1	2	2	1	3	1	1	3	2	1	1	25
Wednesday	1	2	2	1	2	1	4	1	1	3	2	2	0	1	23
Thursday	1	1	0	1	2	2	2	1	4	3	0	2	2		21
Friday	3	4	6	8	6	1	0	4	9	2	4	2	2	4	55
Saturday	4	3	8	3	1	1	5	2	7	9	5	4	3	0	55
<b>Total</b>	<b>22</b>	<b>28</b>	<b>26</b>	<b>27</b>	<b>18</b>	<b>14</b>	<b>20</b>	<b>23</b>	<b>29</b>	<b>27</b>	<b>19</b>	<b>22</b>	<b>18</b>	<b>14</b>	<b>307</b>

### All killed and serious injuries in Donegal by day of the week, 1996-2009

Day of Week	'96	'97	'98	'99	'00	'01	'02	'03	'04	'05	'06	'07	'08	'09	Total
Sunday	39	32	27	38	24	24	20	26	15	19	23	31	17	19	354
Monday	20	31	15	30	10	19	20	17	12	10	11	22	19	13	249
Tuesday	11	17	4	8	8	7	6	5	9	8	5	5	9	3	105
Wednesday	23	13	17	16	9	7	10	9	12	11	9	7	5	10	158
Thursday	13	18	16	10	6	10	7	6	14	9	13	12	4		138
Friday	18	30	23	40	14	10	9	14	19	9	7	5	13	9	220
Saturday	39	28	23	24	9	12	20	25	17	26	15	11	16	2	267
<b>Total</b>	<b>163</b>	<b>169</b>	<b>125</b>	<b>166</b>	<b>80</b>	<b>89</b>	<b>92</b>	<b>102</b>	<b>98</b>	<b>92</b>	<b>83</b>	<b>93</b>	<b>83</b>	<b>56</b>	<b>1491</b>

## Donegal Road Collision Facts

### All road deaths in Donegal by month, 1996-2009

Month	'96	'97	'98	'99	'00	'01	'02	'03	'04	'05	'06	'07	'08	'09	Total
January	2	2	1	1	1	2	1	2	1	1	2	1	1	0	18
February	4	1	3	1	4	0	1	1	2	1	5	2	0	1	26
March	1	4	0	1	0	0	0	2	4	3	1	6	1	1	24
April	2	0	4	2	2	0	1	0	1	2	0	0	0	1	15
May	1	1	1	3	2	1	7	4	4	1	0	1	4	2	32
June	0	2	2	2	2	3	3	1	5	3	5	1	2	2	33
July	4	2	0	2	3	2	0	0	6	2	1	2	0	0	24
August	1	2	4	7	1	2	0	2	1	2	0	0	1	1	24
September	1	3	0	1	0	0	3	6	1	5	1	1	2	2	26
October	1	5	2	6	2	1	1	0	0	6	3	5	1	0	33
November	2	3	7	0	1	2	1	4	2	1	1	2	5	3	34
December	3	3	2	1	0	1	2	1	2	0	0	1	1	1	18
<b>Total</b>	<b>22</b>	<b>28</b>	<b>26</b>	<b>27</b>	<b>18</b>	<b>14</b>	<b>20</b>	<b>23</b>	<b>29</b>	<b>27</b>	<b>19</b>	<b>22</b>	<b>18</b>	<b>14</b>	<b>307</b>

### All killed and serious injuries in Donegal by month, 1996-2009

Month	'96	'97	'98	'99	'00	'01	'02	'03	'04	'05	'06	'07	'08	'09	Total
January	20	12	7	20	7	8	8	7	8	9	9	8	6	5	134
February	17	15	14	9	12	4	5	7	4	9	11	6	6	2	121
March	6	17	7	8	1	3	5	7	8	9	4	10	13	5	103
April	16	8	16	14	14	5	5	3	8	7	5	9	4	6	120
May	4	12	6	16	5	5	17	14	13	7	5	5	10	5	124
June	11	12	15	13	3	9	12	5	18	7	10	10	5	6	136
July	21	22	5	17	9	11	1	5	13	4	4	6	10	3	131
August	10	13	19	16	7	21	10	15	6	10	2	6	11	7	153
September	14	11	2	8	5	1	11	14	6	8	9	6	6	5	106
October	15	24	7	22	5	7	6	2	4	11	11	11	1	1	127
November	14	13	13	17	8	11	8	12	5	8	7	11	7	7	141

## Donegal Road Collision Facts

<b>December</b>	15	10	14	6	4	4	4	11	5	3	6	5	4	4	95
<b>Total</b>	163	169	125	166	80	89	92	102	98	92	83	93	83	56	1491

## Where collisions occur in Donegal

### All road deaths in Donegal by area, 1996-2009

Area	'96	'97	'98	'99	'00	'01	'02	'03	'04	'05	'06	'07	'08	'09	Total	%
<b>Urban</b>	4	4	5	2	2	3	2	3	6	5	7	2	5	2	52	16.9
<b>Rural</b>	18	24	21	25	16	11	18	20	23	22	12	20	13	12	255	83.1
<b>Total</b>	22	28	26	27	18	14	20	23	29	27	19	22	18	14	307	100.0

### All killed and serious injuries in Donegal by area, 1996-2009

Area	'96	'97	'98	'99	'00	'01	'02	'03	'04	'05	'06	'07	'08	'09	Total	%
<b>Urban</b>	24	31	21	28	10	20	16	19	17	23	16	19	20	11	275	18.4
<b>Rural</b>	139	138	104	138	70	69	76	83	81	69	67	74	63	45	1216	81.6
<b>Total</b>	163	169	125	166	80	89	92	102	98	92	83	93	83	56	1491	100.0

## Donegal Road Collision Facts

### Type of collisions occur in Donegal

#### All road deaths in Donegal by primary collision type, 1996-2009

Collision type	'96	'97	'98	'99	'00	'01	'02	'03	'04	'05	'06	'07	'08	'09	Total	%
Pedestrian	3	8	9	6	3	4	4	6	5	5	2	6	4	2	67	21.8
Single vehicle only	6	6	8	9	8	7	8	8	18	4	5	9	3	5	104	33.9
Head-on conflict	10	10	7	10	3	1	5	8	3	4	8	2	7	5	83	27.0
Head-on right turn	2	0	0	0	0	0	0	1	0	0	2	0	0	0	5	1.6
Angle, both straight	1	2	1	0	0	0	1	0	0	6	0	1	2	1	15	4.9
Angle, right turn	0	1	0	0	0	0	0	0	1	1	1	0	0	0	4	1.3
Rear end, straight	0	0	0	0	0	1	1	0	1	0	1	1	0	0	5	1.6
Rear end, right turn	0	0	0	1	0	0	0	0	0	0	0	0	0	0	1	0.3
Other	0	1	1	1	4	1	1	0	1	7	0	3	2	1	23	7.5
<b>Total</b>	<b>22</b>	<b>28</b>	<b>26</b>	<b>27</b>	<b>18</b>	<b>14</b>	<b>20</b>	<b>23</b>	<b>29</b>	<b>27</b>	<b>19</b>	<b>22</b>	<b>18</b>	<b>14</b>	<b>307</b>	<b>100.0</b>

#### All killed and serious injuries in Donegal by collision type, 1996-2009

Collision type	'96	'97	'98	'99	'00	'01	'02	'03	'04	'05	'06	'07	'08	'09	Total	%
Pedestrian	20	25	21	22	11	9	15	17	8	15	6	13	13	5	200	13.4
Single vehicle only	43	52	30	50	35	41	29	29	43	19	25	26	32	21	475	31.9
Head-on conflict	60	54	50	58	12	18	21	32	25	22	34	22	29	21	458	30.7
Head-on right turn	9	7	1	5	5	3	3	9	9	2	2	1	2	0	58	3.9
Angle, both straight	12	6	4	5	0	2	7	5	2	12	5	4	3	1	68	4.6
Angle, right turn	3	10	2	5	1	2	4	3	3	5	7	3	0	1	49	3.3
Rear end, straight	9	4	2	1	2	2	11	0	3	1	3	3	1	0	42	2.8
Rear end, right turn	0	2	6	5	3	1	0	1	0	2	0	0	0	0	20	1.3
Other	7	9	9	15	11	11	2	6	5	14	1	21	3	7	117	7.8

## Donegal Road Collision Facts

<b>Total</b>	163	169	125	166	80	89	92	102	98	92	83	93	83	56	1491	100.0
--------------	-----	-----	-----	-----	----	----	----	-----	----	----	----	----	----	----	------	-------

### Casualties involved in Donegal road collisions

#### All road deaths in Donegal by age and road user, 1996-2009

Age group	Pedestrian	Pedal Cyclist	Motor Cyclist	Car Driver	Car Passenger	Other	Total	%
0-9	2	0	0	0	4	0	6	2.0
10-16	3	2	0	4	8	1	18	5.9
17-24	11	0	2	51	42	4	110	35.8
25-34	6	0	4	21	15	2	48	15.6
35-49	5	1	1	20	5	3	35	11.4
50-64	11	1	0	16	6	3	37	12.1
65 +	25	0	0	8	10	4	47	15.3
Unknown	3	0	0	1	1	1	6	2.0
<b>Total</b>	66	4	7	121	91	18	307	100.0

#### All killed and serious injuries in Donegal by age and road user, 1996-2009

Age group	Pedestrian	Pedal Cyclist	Motor Cyclist	Car Driver	Car Passenger	Other	Total	%
0-9	12	4	0	0	19	0	35	2.3
10-16	15	9	2	9	50	7	92	6.2
17-24	40	0	13	206	205	36	500	33.5
25-34	22	3	21	130	61	29	266	17.8
35-49	21	1	7	126	48	24	227	15.2
50-64	27	4	3	66	33	15	148	9.9
65 +	42	2	1	42	22	10	119	8.0
Unknown	22	0	5	31	34	12	104	7.0
<b>Total</b>	201	23	52	610	472	133	1491	100.0

## Donegal Road Collision Facts

### All road deaths in Donegal by age and gender, 1996-2009

Age & gender	'96	'97	'98	'99	'00	'01	'02	'03	'04	'05	'06	'07	'08	'09	Total	%
Female 0-9	0	0	1	0	0	0	1	0	0	0	0	0	1	0	3	1.0
Female 10-16	0	1	2	0	0	1	0	0	1	0	0	0	1	0	6	2.0
Female 17-24	1	1	2	3	0	3	0	0	2	5	1	6	1	0	25	8.1
Female 25-34	2	0	1	0	0	1	1	1	1	0	2	2	0	0	11	3.6
Female 35-49	2	1	0	0	0	0	1	3	0	0	1	0	1	0	9	2.9
Female 50-64	0	3	0	1	0	1	1	1	2	1	4	4	1	0	19	6.2
Female 65+	0	3	0	0	2	2	0	1	0	3	0	4	1	0	16	5.2
Female age unknown	0	0	0	0	0	0	0	0	0	1	0	0	0	0	1	0.3
Male 0-9	1	0	0	1	0	0	0	0	0	0	0	0	0	1	3	1.0
Male 10-16	4	1	1	2	0	1	1	1	0	0	0	0	1	0	12	3.9
Male 17-24	4	5	9	10	7	2	5	3	15	8	3	4	4	6	85	27.7
Male 25-34	2	2	4	4	3	0	4	5	3	2	3	0	3	2	37	12.1
Male 35-49	3	2	0	3	3	3	1	1	0	2	3	0	3	2	26	8.5
Male 50-64	0	3	3	0	3	0	1	2	3	2	1	1	1	1	21	6.8
Male 65+	2	5	3	3	0	0	3	3	2	2	1	1	0	2	27	8.8
Male age unknown	1	1	0	0	0	0	0	1	0	1	0	0	0	0	4	1.3
Gender unknown	0	0	0	0	0	0	1	1	0	0	0	0	0	0	2	0.7
<b>Total</b>	<b>22</b>	<b>28</b>	<b>26</b>	<b>27</b>	<b>18</b>	<b>14</b>	<b>20</b>	<b>23</b>	<b>29</b>	<b>27</b>	<b>19</b>	<b>22</b>	<b>18</b>	<b>14</b>	<b>307</b>	<b>100.0</b>

## Donegal Road Collision Facts

### All killed and serious injuries in Donegal by age and gender, 1996-2009

Age & gender	'96	'97	'98	'99	'00	'01	'02	'03	'04	'05	'06	'07	'08	'09	Total	%
Female 0-9	1	0	1	1	0	3	2	1	2	1	0	1	3	1	17	1.1
Female 10-16	3	1	4	5	0	4	1	0	4	1	2	1	2	0	28	1.9
Female 17-24	14	22	9	20	3	4	7	4	12	8	7	8	5	1	124	8.3
Female 25-34	13	4	6	5	5	4	6	8	4	5	6	3	6	2	77	5.2
Female 35-49	9	9	6	14	0	7	3	9	4	6	5	6	4	1	83	5.6
Female 50-64	6	8	5	6	6	1	2	5	4	1	0	2	1	2	49	3.3
Female 65+	1	7	4	4	5	1	1	2	2	5	5	2	2	1	42	2.8
Female age unknown	1	4	10	2	2	3	1	2	0	1	1	1	2	0	30	2.0
Male 0-9	4	2	0	2	0	2	2	1	0	1	0	2	1	1	18	1.2
Male 10-16	10	11	2	12	4	3	2	4	2	0	4	6	2	1	63	4.2
Male 17-24	34	36	23	44	17	28	28	20	35	25	19	22	15	18	364	24.4
Male 25-34	18	18	17	19	20	11	15	8	8	9	8	14	13	10	188	12.6
Male 35-49	19	15	8	14	5	5	9	12	5	8	13	6	14	8	141	9.5
Male 50-64	8	14	8	5	7	3	3	8	7	8	2	9	7	5	94	6.3
Male 65+	11	10	4	6	3	5	4	6	4	4	2	9	3	3	74	5.0
Male age unknown	10	8	14	6	1	4	2	6	1	2	5	1	2	0	62	4.2
Gender unknown	1	0	4	1	2	1	4	6	4	7	4	0	1	2	37	2.5
<b>Total</b>	<b>163</b>	<b>169</b>	<b>125</b>	<b>166</b>	<b>80</b>	<b>89</b>	<b>92</b>	<b>102</b>	<b>98</b>	<b>92</b>	<b>83</b>	<b>93</b>	<b>83</b>	<b>56</b>	<b>1491</b>	<b>100.0</b>

## Donegal Road Collision Facts

### Car drivers and passengers Killed / seriously injured in Donegal where not wearing seat belt, 1996-2009

Year	No Seat Belt	No Seat Belt	Total
	Killed	Serious injuries	
1996	7	16	23
1997	5	14	19
1998	3	15	18
1999	6	13	19
2000	4	9	13
2001	2	6	8
2002	7	9	16
2003	2	5	7
2004	9	4	13
2005	6	5	11
2006	2	1	3
2007	4	3	7
2008	0	2	2
2009	1	4	5
<b>Total</b>	58	106	164



## Excessive speed related road collisions in Donegal

### When speed related collisions occur in Donegal

All road deaths in Donegal where excessive speed was cited as a contributory factor by hour, 1996-2009

Hour	'96	'97	'98	'99	'00	'01	'02	'03	'04	'05	'06	'07	'08	'09	Total
12 Midnight	1	0	1	0	0	1	2	0	0	0	0	0	0	0	5
1	0	0	0	0	1	0	0	0	1	0	0	0	1	0	3
2	0	2	3	0	2	0	2	1	1	0	0	1	0	0	12
3	4	1	4	3	0	0	1	0	3	4	0	2	0	0	22
4	1	0	0	1	0	2	0	1	0	1	5	0	0	0	11
5	0	0	0	1	1	1	0	0	0	0	0	0	0	0	3
6	0	0	1	0	0	0	0	0	0	0	0	0	0	2	3
7	0	0	0	1	2	0	0	3	0	0	0	0	0	0	6
8	1	0	1	1	1	1	0	0	1	0	0	0	0	0	6
9	0	0	1	0	0	0	1	0	0	0	0	0	0	0	2
10	0	1	0	0	0	0	0	0	0	0	1	0	0	0	2
12	0	0	0	0	0	0	0	0	0	0	0	0	1	0	1
13	0	0	0	0	1	0	0	0	0	0	0	0	0	0	1
14	0	0	0	6	0	0	0	2	0	0	0	0	0	0	8
15	0	0	0	0	1	0	0	0	0	0	0	0	0	0	1
16	0	0	1	0	0	0	0	0	0	1	0	0	0	1	3
17	0	1	0	0	0	0	0	0	0	0	1	0	1	0	3
18	0	1	0	1	1	1	0	0	0	0	0	0	0	0	4
19	2	2	0	0	0	1	1	0	1	0	0	0	0	0	7
20	0	0	0	1	0	0	1	2	0	0	0	0	2	0	6
21	0	1	1	0	0	0	1	0	0	0	0	0	0	0	3
22	0	1	0	2	0	0	0	0	3	0	0	0	0	0	6
23	0	1	0	0	0	0	0	1	3	0	0	1	0	0	6
Unknown	0	0	0	0	0	0	0	0	1	0	0	0	0	0	1
<b>Total</b>	9	11	13	17	10	7	9	10	14	6	7	4	5	3	125

## Donegal Road Collision Facts

**All killed and serious injuries in Donegal where excessive speed was cited as a contributory factor by time of day, 1996-2009**

Hour	'96	'97	'98	'99	'00	'01	'02	'03	'04	'05	'06	'07	'08	'09	Total
<b>12</b>	5	4	3	0	3	1	3	1	3	1	2	0	0	0	26
<b>Midnight</b>															
<b>1</b>	0	0	0	1	1	1	1	0	2	2	2	0	2	0	12
<b>2</b>	9	9	17	3	4	1	7	1	2	0	1	1	0	0	55
<b>3</b>	8	16	7	10	0	0	13	0	7	5	1	2	0	0	69
<b>4</b>	1	6	1	2	0	6	0	1	1	4	6	0	0	0	28
<b>5</b>	0	0	0	1	2	1	3	1	0	0	0	0	0	0	8
<b>6</b>	3	0	1	1	2	1	0	1	0	0	0	0	0	2	11
<b>7</b>	0	0	0	5	2	1	0	5	0	0	0	0	0	0	13
<b>8</b>	3	1	1	3	2	1	0	0	1	0	0	0	0	0	12
<b>9</b>	2	0	2	7	1	0	1	2	0	1	0	0	0	0	16
<b>10</b>	0	1	0	1	1	0	1	0	0	0	1	0	0	0	5
<b>11</b>	0	0	0	2	0	0	0	0	0	0	2	0	0	0	4
<b>12</b>	0	0	0	1	1	0	0	0	0	0	0	1	2	0	5
<b>13</b>	3	0	0	0	1	1	0	0	1	0	0	0	0	0	6
<b>14</b>	5	1	2	11	1	1	1	3	0	0	0	0	1	0	26
<b>15</b>	1	2	0	0	1	0	2	0	1	1	1	0	0	0	9
<b>16</b>	3	1	8	2	0	0	0	0	1	1	0	0	2	1	19
<b>17</b>	4	2	4	2	0	0	0	0	1	0	2	0	1	0	16
<b>18</b>	3	5	3	3	2	3	0	0	0	0	0	0	1	0	20
<b>19</b>	6	8	0	0	0	1	3	4	1	0	0	0	0	0	23
<b>20</b>	0	1	1	7	0	3	1	3	1	0	0	0	2	0	19
<b>21</b>	0	1	2	0	2	0	2	3	3	1	0	0	0	0	14
<b>22</b>	3	6	1	7	2	0	0	0	4	2	2	0	0	0	27
<b>23</b>	4	2	0	4	1	0	1	2	5	2	0	1	0	0	22
<b>Unknown</b>	0	0	0	0	0	2	0	0	2	0	0	0	0	0	4
<b>Total</b>	63	66	53	73	29	24	39	27	36	20	20	5	11	3	469

## Donegal Road Collision Facts

**All road deaths in Donegal where excessive speed was cited as a contributory factor by day of the week, 1996-2009**

day of week	'96	'97	'98	'99	'00	'01	'02	'03	'04	'05	'06	'07	'08	'09	Total
Sunday	6	4	5	6	2	4	2	6	2	2	2	2	0	2	45
Monday	0	2	0	2	0	1	3	2	2	0	0	0	0	1	13
Tuesday	1	0	0	0	0	1	0	1	0	0	0	0	0	0	3
Wednesday	0	1	1	0	1	0	1	0	0	1	0	1	0	0	6
Thursday	0	0	0	1	1	0	0	0	3	0	0	0	0	0	5
Friday	0	2	2	6	5	0	0	1	5	1	0	0	2	0	24
Saturday	2	2	5	2	1	1	3	0	2	2	5	1	3	0	29
<b>Total</b>	<b>9</b>	<b>11</b>	<b>13</b>	<b>17</b>	<b>10</b>	<b>7</b>	<b>9</b>	<b>10</b>	<b>14</b>	<b>6</b>	<b>7</b>	<b>4</b>	<b>5</b>	<b>3</b>	<b>125</b>

**All killed and serious injuries in Donegal where excessive speed was cited as a contributory factor by day of the week, 1996-2009**

day of week	'96	'97	'98	'99	'00	'01	'02	'03	'04	'05	'06	'07	'08	'09	Total
Sunday	20	14	17	20	10	10	13	12	9	4	3	3	1	2	138
Monday	12	9	3	6	2	4	15	4	7	2	4	0	1	1	70
Tuesday	3	5	3	4	1	1	1	1	0	1	0	0	0	0	20
Wednesday	7	4	3	1	2	3	1	3	3	1	2	1	0	0	31
Thursday	0	7	2	5	2	0	1	1	4	0	2	0	0	0	24
Friday	5	14	12	21	8	0	1	3	9	4	0	0	6	0	83
Saturday	16	13	13	16	4	6	7	3	4	8	9	1	3	0	103
<b>Total</b>	<b>63</b>	<b>66</b>	<b>53</b>	<b>73</b>	<b>29</b>	<b>24</b>	<b>39</b>	<b>27</b>	<b>36</b>	<b>20</b>	<b>20</b>	<b>5</b>	<b>11</b>	<b>3</b>	<b>469</b>

## Donegal Road Collision Facts

All road deaths in Donegal where excessive speed was cited as a contributory factor by month, 1996-2009

Month	'96	'97	'98	'99	'00	'01	'02	'03	'04	'05	'06	'07	'08	'09	Total
January	1	0	1	0	1	1	0	0	1	0	0	1	0	0	6
February	3	0	3	1	3	0	1	1	1	0	5	1	0	0	19
March	1	1	0	0	0	0	0	0	2	2	0	2	0	0	8
April	2	0	1	1	1	0	1	0	1	0	0	0	0	0	7
May	0	0	0	3	1	0	2	4	2	0	0	0	2	2	16
June	0	1	1	2	2	3	2	0	1	1	1	0	0	0	14
July	1	2	0	0	0	2	0	0	4	1	0	0	0	0	10
August	1	0	3	7	1	0	0	1	0	1	0	0	0	0	14
September	0	0	0	0	0	0	1	3	0	0	0	0	2	1	7
October	0	2	2	2	1	1	1	0	0	1	1	0	0	0	11
November	0	3	2	0	0	0	0	1	1	0	0	0	1	0	8
December	0	2	0	1	0	0	1	0	1	0	0	0	0	0	5
<b>Total</b>	9	11	13	17	10	7	9	10	14	6	7	4	5	3	125

All killed and serious injuries in Donegal where excessive speed was cited as a contributory factor by month, 1996-2009

Month	'96	'97	'98	'99	'00	'01	'02	'03	'04	'05	'06	'07	'08	'09	Total
January	8	2	4	8	4	5	2	2	6	4	0	1	1	0	47
February	6	5	10	4	3	0	3	2	1	2	10	2	0	0	48
March	2	6	2	0	0	1	2	0	3	3	1	2	0	0	22
April	8	6	7	9	6	2	4	0	2	0	1	0	0	0	45
May	1	3	2	8	1	2	9	6	8	0	0	0	2	2	44
June	6	5	7	8	2	3	6	1	5	3	2	0	0	0	48
July	6	13	0	6	4	4	1	0	6	1	3	0	1	0	45
August	4	0	12	16	2	4	1	6	0	3	0	0	1	0	49
September	6	5	2	3	2	1	7	6	2	0	0	0	3	1	38
October	4	9	3	7	1	2	2	1	0	1	1	0	0	0	31
November	6	7	2	3	3	0	1	3	1	2	2	0	1	0	31
December	6	5	2	1	1	0	1	0	2	1	0	0	2	0	21
<b>Total</b>	63	66	53	73	29	24	39	27	36	20	20	5	11	3	469

## Where speed related collisions occur in Donegal

All road deaths in Donegal where excessive speed was cited as a contributory factor by area, 1996-2009

Area	'96	'97	'98	'99	'00	'01	'02	'03	'04	'05	'06	'07	'08	'09	Total	%
Urban	2	1	3	1	0	2	0	1	3	2	5	0	1	0	21	16.8
Rural	7	10	10	16	10	5	9	9	11	4	2	4	4	3	104	83.2
Total	9	11	13	17	10	7	9	10	14	6	7	4	5	3	125	100

All road deaths in Donegal where excessive speed was cited as a contributory factor by area, 1996-2009

Area	'96	'97	'98	'99	'00	'01	'02	'03	'04	'05	'06	'07	'08	'09	Total	%
Urban	13	13	6	12	1	8	6	3	6	4	8	0	2	0	82	17.5
Rural	50	53	47	61	28	16	33	24	30	16	12	5	9	3	387	82.5
Total	63	66	53	73	29	24	39	27	36	20	20	5	11	3	469	100.0

## Donegal Road Collision Facts

### Type of speed related collisions occur in Donegal

All road deaths in Donegal where excessive speed was cited as a contributory factor by primary collision type, 1996-2009

Collision type	'96	'97	'98	'99	'00	'01	'02	'03	'04	'05	'06	'07	'08	'09	Total	%
Pedestrian	1	4	2	2	0	1	1	0	0	0	0	0	3	0	14	11.2
Single vehicle	4	5	6	8	7	6	5	5	11	2	1	3	1	2	66	52.8
Head-on conflict	3	2	4	7	1	0	1	5	0	1	5	0	0	0	29	23.2
Head-on right turn	0	0	0	0	0	0	0	0	0	0	1	0	0	0	1	0.8
Angle, both straight	1	0	0	0	0	0	0	0	0	0	0	0	0	0	1	0.8
Angle, right turn	0	0	0	0	0	0	0	0	1	1	0	0	0	0	2	1.6
Rear end, straight	0	0	0	0	0	0	1	0	1	0	0	0	0	0	2	1.6
Other	0	0	1	0	2	0	1	0	1	2	0	1	1	1	10	8
<b>Total</b>	<b>9</b>	<b>11</b>	<b>13</b>	<b>17</b>	<b>10</b>	<b>7</b>	<b>9</b>	<b>10</b>	<b>14</b>	<b>6</b>	<b>7</b>	<b>4</b>	<b>5</b>	<b>3</b>	<b>125</b>	<b>100</b>

All killed and serious injuries in Donegal where excessive speed was cited as a contributory factor by primary collision type, 1996-2009

Collision type	'96	'97	'98	'99	'00	'01	'02	'03	'04	'05	'06	'07	'08	'09	Total	%
Pedestrian	4	5	3	7	0	1	4	1	0	0	0	0	3	0	28	6.0
Single vehicle	26	34	21	33	22	16	18	14	24	8	6	3	5	2	232	49.5
Head-on conflict	23	18	22	26	2	5	4	11	4	3	11	0	2	0	131	27.9
Head-on right turn	0	2	1	0	0	0	0	0	1	0	1	0	0	0	5	1.1
Angle, both straight	4	0	0	2	0	0	0	1	0	2	0	1	0	0	10	2.1
Angle, right turn	3	3	1	0	0	1	0	0	2	1	2	0	0	0	13	2.8
Rear end, straight	1	1	0	0	1	0	11	0	2	0	0	0	0	0	16	3.4
Rear end, right turn	0	2	1	2	1	0	0	0	0	0	0	0	0	0	6	1.3
Other	2	1	4	3	3	1	2	0	3	6	0	1	1	1	28	6.0
<b>Total</b>	<b>63</b>	<b>66</b>	<b>53</b>	<b>73</b>	<b>29</b>	<b>24</b>	<b>39</b>	<b>27</b>	<b>36</b>	<b>20</b>	<b>20</b>	<b>5</b>	<b>11</b>	<b>3</b>	<b>469</b>	<b>100.0</b>

### Casualties involved in excessive speed related road collisions

All road deaths in Donegal where excessive speed was cited as a contributory factor by age and road user, 1996-2009

Age group	Pedestrian	Pedal Cyclist	Motor Cyclist	Car Driver	Car Passenger	Other	Total	%
0-9	0	0	0	0	1	0	1	0.8
10-16	1	0	0	3	6	0	10	8
17-24	2	0	1	31	25	2	61	48.8
25-34	4	0	4	13	7	1	29	23.2
35-49	2	0	0	5	3	1	11	8.8
50-64	3	0	0	4	2	0	9	7.2
65 +	3	0	0	0	1	0	4	3.2
Unknown	0	0	0	0	0	0	0	0
<b>Total</b>	<b>15</b>	<b>0</b>	<b>5</b>	<b>56</b>	<b>45</b>	<b>4</b>	<b>125</b>	<b>100</b>

All killed and serious injuries in Donegal where excessive speed was cited as a contributory factor by age and road user, 1996-2009

Age group	Pedestrian	Pedal Cyclist	Motor Cyclist	Car Driver	Car Passenger	Other	Total	%
0-9	1	2	0	0	3	0	6	1.3
10-16	3	1	0	5	25	2	36	7.7
17-24	8	0	1	93	116	13	231	49.3
25-34	5	1	3	45	19	7	80	17.1
35-49	2	0	13	30	7	5	57	12.2
50-64	5	0	2	12	6	1	26	5.5
65 +	3	0	1	2	3	0	9	1.9
Unknown	1	0	2	7	13	1	24	5.1
<b>Total</b>	<b>28</b>	<b>4</b>	<b>22</b>	<b>194</b>	<b>192</b>	<b>29</b>	<b>469</b>	<b>100.0</b>

## Donegal Road Collision Facts

**All road deaths in Donegal where excessive speed was cited as a contributory factor by age and gender, 1996-2009**

Age & gender	'96	'97	'98	'99	'00	'01	'02	'03	'04	'05	'06	'07	'08	'09	'96	%
Female 0-9	0	0	0	0	0	0	0	0	0	0	0	0	0	0	0	0
Female 10-16	0	0	0	0	0	0	0	0	0	0	0	0	1	0	1	0.8
Female 17-24	0	0	2	2	0	1	0	0	1	3	1	1	0	0	11	8.8
Female 25-34	1	0	1	0	0	0	0	1	1	0	1	0	1	0	6	4.8
Female 35-49	0	0	0	0	0	1	0	1	0	0	1	0	0	0	3	2.4
Female 50-64	0	1	0	0	0	0	0	0	1	0	0	0	1	0	3	2.4
Female 65+	0	0	0	0	0	0	0	0	0	1	0	0	0	0	1	0.8
Female age unknown	0	0	0	0	0	0	0	0	0	0	0	0	0	0	0	0
Male 0-9	0	0	0	1	0	0	0	0	0	0	0	0	0	0	1	0.8
Male 10-16	3	1	0	2	0	1	1	1	0	0	0	0	0	0	9	7.2
Male 17-24	2	3	8	9	5	3	3	1	8	1	1	3	1	2	50	40
Male 25-34	2	2	1	2	2	1	4	4	3	1	2	0	0	0	24	19.2
Male 35-49	1	1	0	0	0	0	1	1	0	0	1	0	1	1	7	5.6
Male 50-64	0	1	1	0	3	0	0	0	0	0	0	0	0	0	5	4
Male 65+	0	2	0	1	0	0	0	0	0	0	0	0	0	0	3	2.4
Male age unknown	0	0	0	0	0	0	0	0	0	0	0	0	0	0	0	0
Gender unknown	0	0	0	0	0	0	0	1	0	0	0	0	0	0	1	0.8
<b>Total</b>	<b>9</b>	<b>11</b>	<b>13</b>	<b>17</b>	<b>10</b>	<b>7</b>	<b>9</b>	<b>10</b>	<b>14</b>	<b>6</b>	<b>7</b>	<b>4</b>	<b>5</b>	<b>3</b>	<b>125</b>	<b>100</b>



## Donegal Road Collision Facts

**All killed and serious injuries in Donegal where excessive speed was cited as a contributory factor by age, 1996-2009**

Age	'96	'97	'98	'99	'00	'01	'02	'03	'04	'05	'06	'07	'08	'09	Total
0-9	3	0	0	2	0	0	0	1	0	0	0	0	0	0	6
10-16	10	5	0	7	3	3	1	2	3	0	1	0	2	0	37
17-24	25	35	26	41	11	12	22	7	27	11	9	4	1	2	233
25-34	9	12	9	11	11	4	10	7	5	6	4	1	1	0	90
35-49	8	5	2	5	0	3	4	5	0	2	5	0	6	1	46
50-64	5	4	5	3	3	1	0	2	1	0	0	0	1	0	25
65 +	0	4	0	2	1	0	0	0	0	1	0	0	0	0	8
Unknown	3	1	11	2	0	1	2	3	0	0	1	0	0	0	24
<b>Total</b>	<b>63</b>	<b>66</b>	<b>53</b>	<b>73</b>	<b>29</b>	<b>24</b>	<b>39</b>	<b>27</b>	<b>36</b>	<b>20</b>	<b>20</b>	<b>5</b>	<b>11</b>	<b>3</b>	<b>469</b>

**Car passengers' road casualties in Donegal by age and gender, 1996-2009**

Gender	Casualty Type		Severity		Total	
	Car Passenger		Killed	Seriously Injured		
Male		Age Category	0-9	2	6	8
			10-16	6	25	31
			17-24	28	98	126
			25-34	10	20	30
			35-49	3	13	16
			50-64	1	8	9
			65 +	1	3	4
			Unknown	0	13	13
	Car Passenger	Total		51	186	237
Female		Age Category	0-9	2	9	11
			10-16	2	17	19
			17-24	14	59	73
			25-34	5	26	31
			35-49	2	27	29
			50-64	4	18	22
			65 +	9	9	18
			Unknown	1	16	17
		Total		39	181	220

## Donegal Road Collision Facts

**Car passengers' road casualties in Donegal where excessive speed was cited as a contributory factor by age and gender, 1996-2009**

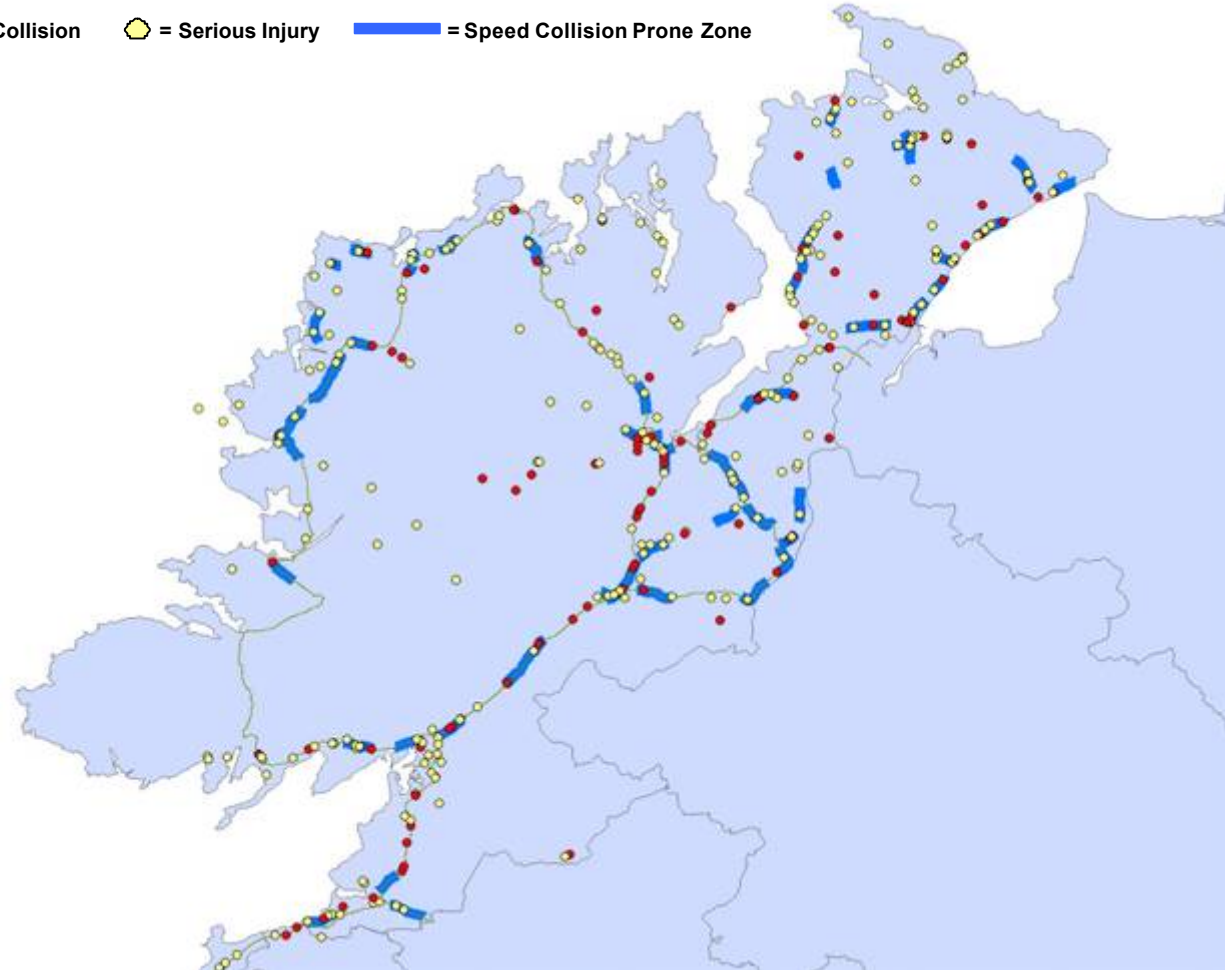
Gender	Casualty Type			Severity		Total
				Killed	Seriously Injured	
Male	Car Passenger	Age	0-9	1	2	3
		Category	10-16	6	12	18
			17-24	17	56	73
			25-34	4	5	9
			35-49	1	0	1
			50-64	1	2	3
			Unknown	0	6	6
			Total		30	83
Female	Car Passenger	Age	10-16	0	7	7
		Category	17-24	8	31	39
			25-34	3	7	10
			35-49	2	3	5
			50-64	0	2	2
			65 +	1	2	3
			Unknown	0	5	5
		Total		14	57	71

**Note; data is omitted where gender is unknown**

## Donegal Road Collision Facts

Donegal - Fatal and Serious Injury Collisions 2004 – 2009 incl.

● = Fatal Collision    ● = Serious Injury    — = Speed Collision Prone Zone



# Working To Save Lives

## Údarás Um Shábháilteacht Ar Bhóithre Road Safety Authority

Páirc Ghnó Ghleann na Muaidhe, Cnoc an tSabhaircín, Bóthar Bhaile Átha Cliath, Béal an Átha, Co. Mhaigh Eo  
Moy Valley Business Park, Primrose Hill, Dublin Road, Ballina, Co. Mayo  
locall: 1890 50 60 80 fax: (096) 25 000 email: [info@rsa.ie](mailto:info@rsa.ie) website: [www.rsa.ie](http://www.rsa.ie)

